

# KENWOOD

MICRO HI-FI COMPONENT SYSTEM

## HM-DV77

---

### INSTRUCTION MANUAL

KENWOOD CORPORATION

**Thank you for purchasing this product.  
The HM-DV77 is identical to the HM-DV7 except for the subwoofer block. Therefore, this manual describes only the differences from the HM-DV7, such as the accessories provided with the subwoofer and its connection method. For other connections than the subwoofer connection and the operation of the main unit, please refer to the instruction manual for the HM-DV7.**

## Accessories

### Speaker cord (1)

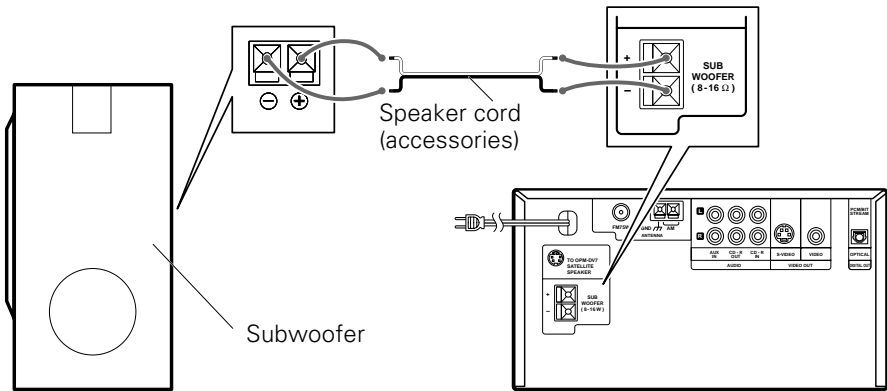


### Cushion for subwoofer (4)

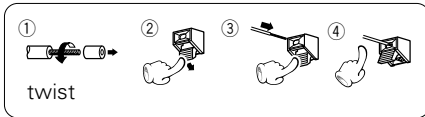


## Connection of speaker

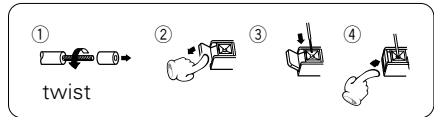
- Never short-circuit the "+" and "-" speaker cords.  
The protection circuit will operate and no sound will be put out.
- The "+" and "-" polarity are inverted, the sound will be unnatural with unclear localization of musical instruments.
- Do not carry the subwoofer by inserting your hand in the hole on the front.



### Speaker rear panel



### Main unit



- You can attach the provided cushions on the bottom of the subwoofer as required.

## Specifications

### [Sub-woofer]

Enclosure ..... Bass reflex type  
 Speaker unit ..... 160 mm (6-5/16")  
 Impedance ..... 8 Ω  
 Maximum input level ..... 40 W

Dimensions ..... W : 175 mm (6-7/8")  
 H : 310 mm (12-3/16")  
 D : 295 mm (11-5/8")  
 Weight (net) ..... 4.9 kg (10.8 lb)

# KENWOOD

### For your records

Record the serial number, found on the back of the unit, in the spaces designated on the warranty card, and in the space provided below. Refer to the model and serial numbers whenever you call upon your dealer for information or service on this product.

Model \_\_\_\_\_ Serial Number \_\_\_\_\_